



STELLAR® LP GAS SERVICE TECHNICAL SPECIFICATION GUIDE

LP GAS

Service Trucks



Our People. Our Products.

STELLAR® LP GAS SERVICE TECHNICAL SPECIFICATION GUIDE

■ Service Cranes

Model	Crane Rating	Boom Length*	Max Reach*	Lifting Capacities	Power Supply
EC3200	11,500 ft-lbs (1.59 ton-m)	7' (2.13 m)	15' (4.57 m)	3,200 lbs @ 3' (1451 Kg @ .9 m) 640 lbs @ 15' (260 Kg @ 4.6 m)	12 volt power 2.0 gpm @ 2600 psi
4420	16,000 ft-lbs (2.23 ton-m)	10' (3.05 m)	20' (6.10 m)	4,000 lbs @ 4' (1814 kg @ 1.22 m) 800 lbs @ 20' (365 kg @ 6.10 m)	PTO 2.0 gpm @ 2600 psi 12 volt power E/H (Optional)
5520	25,000 ft-lbs (3.46 ton-m)	10' (3.05 m)	20' (6.10 m)	5,000 lbs @ 5' (2268 kg @ 1.52 m) 1250 lbs @ 20' (565 kg @ 6.10 m)	PTO 4.5 gpm @ 2850 psi 12 volt power E/H (Optional)
6620	38,000 ft-lbs (5.25 ton-m)	10' 9" (3.28 m)	20' 9" (6.32 m)	6,000 lbs @ 6' (2722 kg @ 1.83 m) 1825 lbs @ 20'9" (830 kg @ 6.32 m)	PTO 8 gpm @ 2850 psi
6628	38,000 ft-lbs (5.25 ton-m)	13' (3.96 m)	28' (8.53 m)	6,000 lbs @ 6' (2722 kg @ 1.83 m) 1350 lbs @ 28' (1130 kg @ 8.54 m)	PTO 8 gpm @ 2850 psi

■ Defining Characteristics

Remote Control

Stellar Industries was the first U.S. manufacturer to include the state-of-the-art fully proportional multi-functional remote control as a standard feature. The radio remote incorporates a variable speed trigger that allows the operators to feather the crane with precise control. Additionally, the radio remote control handle features engine start/stop functions, compressor on/off, engine speed controls, and an emergency shut-off.

Planetary Drive Winch System

To maximize winch speed, Stellar Industries has incorporated a planetary drive winch system with line speeds up to 60-ft/min (18.29 m), giving the Stellar crane over twice the speed of the competition. In addition to speed, the planetary winch also provides mechanical and hydraulic breaks for added security.

Hexagonal Boom Design

Hexagonal booms are stronger and greatly reduce boom flex and side to side movement.

Greaseless Bushings

Maintenance free greaseless bushings.

Stainless Steel Pivot Pins

Lower maintenance and extend life.

Up to 28' of Hydraulic Reach (on 6628)

2-stage hydraulic extensions. No manual extensions (on 6620 and 6628).

Dual Acting Counter Balance Valves

Integrated into cylinders.

Flip Sheave Standard

Anti Two-Block Device

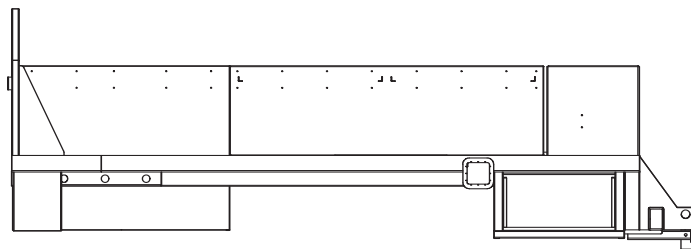
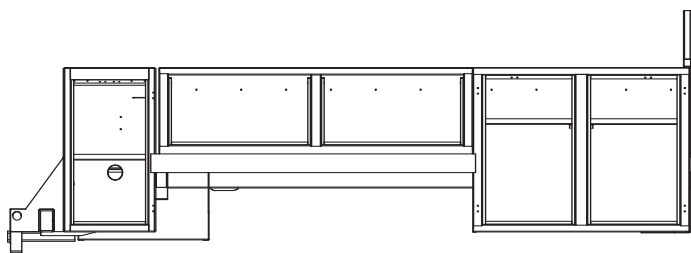
NOTE: All Stellar cranes meet ANSI B30.5 and OSHA 1910.180 specifications. Specifications subject to change without notification.

■ LP Service Crane Capacity Chart*

Empty Tank		EC 3200		4420		5520			6620			6628		
Size	Weight	10'	15'	10'	15'	10'	15'	20'	10'	15'	20'	10'	15'	20'
120	390	x	x	x	x	x	x	x	x	x	x	x	x	x
150	450	x	x	x	x	x	x	x	x	x	x	x	x	x
200	505	x	x	x	x	x	x	x	x	x	x	x	x	x
250	670	x		x	x	x	x	x	x	x	x	x	x	x
325	810	x		x		x	x	x	x	x	x	x	x	x
500	1259			x		x	x		x	x	x	x	x	x
1000	2350					x			x	x		x	x	

*This data is for reference purposes only, and is not intended to replace a properly calculated weight distribution.

■ LP Service Body Information



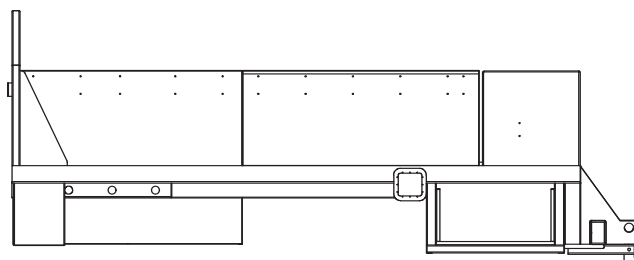
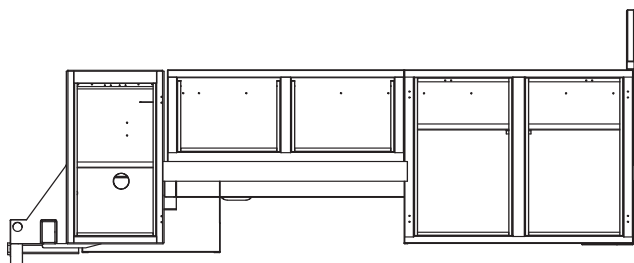
Class1 LP Service Body

Crane Models: EC3200
4420
5520
6620
6628

Cab to Axle: 108" (274.32 cm)
Body Length: 14' (426.72 cm)

Truck Body Features

- Torsion box understructure
- Street side or curb side steel tool compartments
- Multiple number of compartment options
- Street-side or curb-side 2-piece removable or fixed fence
- Optional non-skid Scorpion tough coat spray floor covering
- Slide in aluminum tailboard
- Heavy duty rear step bumper w/ 2" receiver tube
- Multiple outrigger options available
- Two-part polyurethane enamel
- Automotive style electrical wiring harnesses



Class2 LP Service Body

Crane Models: 5520
6620
6628

Cab to Axle: 84" (213.36 cm)
Body Length: 12' (365.76 cm)

Truck Body Features

- Torsion box understructure
- Street-side or curb-side steel tool compartments
- Multiple number of shelving options
- Optional street side or curb side removable fence with optional E-Track
- Optional non-skid Scorpion tough coat spray floor covering
- Heavy-duty rear step bumper w/ 2" receiver tube
- Multiple outrigger options available
- Two-part polyurethane enamel
- Automotive style electrical wiring harnesses

LP Gas Service Truck Package

The Class 1 & 2 LP Gas Service Trucks from Stellar Industries, Inc. are extremely versatile service trucks. They make transporting, loading and unloading gas cylinders a simple, single-person operation without the need of a trailer or additional setting equipment.

The LP Gas Service Bodies are designed to haul a single 1000-gallon or two 500-gallon propane tanks, plus everything necessary to install and service the tanks. These service trucks are also designed to safely and securely carry small LP tanks with the use of E-track and a fold down side rack (optional on all models).

Operating a Stellar LP Gas Service Truck is an ideal addition to any propane business because it is easy to use and only requires one operator.

All cranes are operated with a fully proportional radio remote control that is a standard feature.

Stellar Industries, Inc. works hard to give you a service truck that offers versatility, dependability and efficiency. Stellar is committed to giving you the competitive edge.

Your local dealer:



Our People. Our Products.

190 State Street
P.O. Box 169
Garner, IA 50438
Telephone: (641) 923-3741 • (800) 321-3741
Fax: (641) 923-2812
Internet: www.stellarindustries.com
Email: sales@stellarindustries.com

An Employee Owned Company.
Copyright © 2008 Stellar Industries, Inc.

10/08